


DECEMBER 2021



Turning Point

THE NEWSLETTER OF
WORLDWIDEWOODTURNERS.ORG
YOUR WOODTURNING CLUB

When it All Counts...

Sometimes we wonder what good comes of woodturning. It's a hobby, or maybe an obsession, for most turners. Members of WorldWideWoodturners don't have to wonder, we come through when it all counts.

In recent years, we have continued on with our own version of *Freedom Pens*. Our version includes distribution to active members of all five branches of our military. It has worked fantastic to distribute more than 1,000 pens to those who protect our country and our freedom.

In 2020 WWW adopted a program to create and donate wig stands for those who suffer from the effects of cancer treatment. The number of donations total in the hundreds. Recently we heard from a lady needing a wig stand for her use. Our membership learned of this need and one of our members mailed her a wig stand the very same day.

This is what it's all about *When It All Counts*.



Pumpkin Candle Light

First Sargent Doug Rowe's Holiday Turning





Doug Rowe's First Attempt at turning a pumpkin.

A lot of men can't say this but I can I have a great woman that I'm so thankful for



HERE'S A PROBLEM FOR YOU.

IT'S NOT HOW YOU CUT IT OUT, BUT HOW DO YOU HOLD IT? THERE ARE 5 SIDES FOR PENETRATION, AND YOU CAN'T USE A FORSTNER BIT. THINK ABOUT THIS ONE. PLEASE.



David Swain

FREEDOM PENS

As an ongoing Challenge, *WorldWideWoodturners* supports the **Freedom Pen Project**.

This is where, you the turner, provides a special Thank You to those serving in our military, protecting our freedom and way of life. Participation is open to all members; entry is simple and appreciated.

Turn a pen, send it to one of our contacts, they pass it along to active members of our forces. Then you feel good about your contribution to this never-ending Thank You for their service.

Pens of all types, shapes, colors, decorations, etc. They all will be distributed. Please enclose a card or note to the troop who will receive this fantastic gift.

Contacts for Freedom Pens are included on our website.
It is all about our Freedom.

(This program has been developed and designed with our (USA) troops in mind, nothing else.)



A selection of **FREEDOM PENS**



Bob Grinstead

TURNING POINTS

ONE MORE PASS....REALLY?

Here's the situation, you're in the shop turning a bud vase using some FOG (Found On Ground) Wood. Turning is going great, you are just about ready to make that final pass and it's time to ask yourself one question, "is this tool sharp enough to make *"one more pass?"* This is probably the most important pass of the day; this is really where the rubber meets the road.

Consider this, you probably began the project with a fairly sharp tool, you may have taken a break to re-sharpen or touch up the edge. But now that you are about to make ***One More Pass***, don't you think you should re-sharpen or touch up that edge?

It will only take a moment, but increase the quality of the work with one good slice. I like to think of it as saving a few passes with sandpaper.

Now, this does not eliminate the need to start low and go slow with your abrasives. I normally go from an 80 grit disc or pad and proceed to maybe a 400 grit. I rarely sand wood products to above the 400 range, but plastics go easily in the 4 digit series (1000 and above) of paper with a lubricant. (But more on that in future lessons)

Cap'n Eddie Castelin

Turning Points...

We will be posting notes concerning different aspects of woodturning. From planning, design, rough-cut, mounting and holding, along with others.

We would appreciate your input or even complete articles. This is all to share what we know, and what we do, during woodturning of some great pieces.

HELP WANTED

WWW IS IN SEARCH FOR DEMONSTRATORS. WE ARE INTERESTED IN ALL SORTS OF WOODTURNING, ESPECIALLY PROJECTS AND TECHNIQUES SUITED FOR NOVICE TURNERS.

If you are interested, contact us at worldwidewoodturners@gmail.com





Brenda Thornton



Ron Radliff



Ronald Todd



Jim Selby



David Leader

WORLDWIDEWOODTURNERS

NO MEMBERSHIP NECESSARY



JOIN AND BECOME PART OF THE GANG,
SITTING ON THE TAILGATE OF THE TRUCK,
BRAGGING AND TELLING LIES.

IF YOU WOULD LIKE TO ADD AN ARTICLE, SHARE WORK, OR SHOW HOW TO
REMEDY A PROBLEM, THIS THE PLACE FOR IT.

PLEASE SEND THE ARTICLES, PHOTOS, OR SUGGESTIONS TO
WORLDWIDEWOODTURNERS@GMAIL.COM.

AFTERALL, THIS IS YOUR WOODTURNING CLUB.



Jim Selby



Joe Kline




Doug Miller



Ron Radliff



Scott Hampton



Billy Dillard




David Swain



John Brown

Demo Scheduled for 22 December



Tres Lennep



Dane Chandler

The Results of a Club Demo on 27 October 2021



Brenda Thornton

We have room for your photo,
right here.

Send it to:

Worldwidewoodturners@gmail.com



Gary Bobenhausen



David Swain

Want to Join In?

Membership is free, open to the entire world and does not come with any commitments.

Just scan the little square to the right. It will take you to our webpage and the entry key.



WORLDWIDEWOODTURNERS.ORG

WHO ARE WE?

WORLDWIDEWOODTURNERS IS AN ORGANIZATION OF WOODTURNERS ASSEMBLED FOR ONE REASON, SPREAD THE WORD OF WOODTURNING. WE STAND AS AN INDEPENDENT CLUB WITH NO FINANCIAL OR COMMERCIAL SUPPORT FROM ANY ASSOCIATION, BUSINESS OR CLUB.

WE WERE CREATED BY A GROUP OF TURNERS WHO WANTED TO EXPAND OUR WORLD WITHOUT RESTRICTIONS. WE BELIEVE THAT THIS WORLD CAN EXIST AMONGST THOSE WHO ARE PERFORMING THE SAME TASK ON A “PAY-PER-VIEW” BASIS, OR SUPPORTED BY MANUFACTURERS. PERSONALLY, I HAVE NO OBJECTION TO THIS FORMAT. BUT TURNERS ON A RESTRICTED BUDGET WOULD LIKE TO FIND A SOURCE FOR INFORMATION. THAT IS OUR GROUP, WORLDWIDEWOODTURNERS.ORG. CREATED IN THE FALL OF 2019, WE WERE ORIGINALLY COMPOSED OF ABOUT A DOZEN MEMBERS. WE’VE GROWN TO THE WORLD-WIDE STATUS WITH THE ASSISTANCE OF THE INTERNET, AND ESPECIALLY THE ZOOM NETWORK.

OUR WEEKLY MEETING OCCURS EACH WEDNESDAY EVENING VIA ZOOM. WE GATHER AT 6:00 PM CDT FOR A LITTLE BS, JUST LIKE THE SESSIONS ON THE TAILGATES OUT IN THE PARKING LOT. NO FORMAT, NO RULES, JUST QUESTIONS, ANSWERS AND A LITTLE GALLERY. WE THEN MOVE INTO A REAL MEETING AT 7:00 PM CDT. THIS IS WHERE YOU CAN ENJOY A “NO COST” DEMONSTRATION BY ONE OF OUR MEMBERS, PERHAPS YOUR NEIGHBOR.

THIS IS LIKE A FAMILY AFFAIR WITH FAMILY YOU REALLY DO LIKE. THERE ARE LOTS OF SAFE JOKES, KIDDING, ADMIRING AND SHARING WITH OTHER WOODTURNERS. COME ON IN AND JOIN US, YOU AND ALL YOUR FRIENDS ARE WELCOME.

CAP’N EDDIE CASTELIN
MEMBER.





Billy Dillard



Ron Radliff



David Swain



Stephen Madden



Brenda Thornton

Do not let them take your temperature going into the store! It's a scam! They're erasing your memory. I went for bread and eggs and came home with Ice Cream and Snickers.



Robert Clark



Robert Clark

Member Recognition

At a recent meeting the membership discussed the naming of a Member of the Month to recognize the turner who made the greatest difference in your life. After lengthy discussion and input, it was decided that we could not name a single person who goes forth and makes that difference.

The truth is a simple fact, several members do what they do for the betterment of woodturners all around the globe. If we were to name a number one member, then the #2 would be the first loser. Instead, we'd like to recognize who you think made that difference. We'll assemble the recommendations, or nominations, you send in to the club e-mail address (worldwidewoodturners@gmail.com)

We will take all the submissions and produce a roster once a month for all to see. Recognition is not limited to turners, instructors, developers, co-host, etc. We want to recognize all members who perform such acts for this club which improves another turners' performance.

Please do your part to recognize those who have made or are making a difference in you turning.

We will collect the names each month and post the results at the first meeting of the month.

RECOGNIZED FOR OCTOBER 2021

Tres Lennep


David Rhodes

Cap'n Eddie Castelin

Ronnie Bonnette

Our Membership has recognized the above listed turners who impacted their turning in the Month of October 2021. Please keep in mind, this is not a contest, we are simply recognizing members who contribute to your woodturning. Say thanks to those who have earned your nomination. In order to recognize a member who greatly influenced your turning, simply send an e-mail to Worldwidewoodturners@gmail.com

We will develop a list each month to thank them for their contribution.



Doyle Lamarie



Doug Miller

WORLDWIDEWOODTURNERS TECHNICAL BRIEF

RULE 747A

FOLLOWING AN EXHAUSTIVE STUDY, EXTREMELY PROFESSIONAL REVIEW AND COMPETENT MEMBERSHIP TESTING IN ACCORDANCE WITH INTERNATIONAL STANDARDS, THE FOLLOWING SHOULD BE NOTED:

THE INSIDE DIAMETER OF ALL BOWLS, VESSELS, PLATES AND PLATTERS, **SHALL NEVER EXCEED** THE OUTSIDE DIAMETER OF SAID WORK IN THE SAME LOCATION.

PLEASE NOTE: IF YOU FAIL TO FOLLOW THESE GUIDELINES YOU ARE SUBJECT TO BE INCLUDED IN THE ROSTER OF THE *WWW SEMI-PROFESSIONAL FUNNEL ORGANIZATION*.

MEMBERSHIP IS COMPLIMENTARY AND THE ONLY EXPENSE IS YOUR TIME AND MATERIAL.



Kade Bolger



Dane Chandler



S.P. Madden
Wooddude.uk



Stephen Madden



Doug Miller



Cap'n Eddie Castelin



Brenda Thornton



Mike McAdams (active member of the Napoleonville Five)



Doug Miller



Stephen Madden



Cap'n Eddie Castelin

MAPLE



8 1/4" x 3 1/2"

Ron Radliff



Brenda Thornton

BLING!

**DO YOU REALLY
NEED IT?**

AS OTHERS DO, I WATCH A LOT
OF DEMONSTRATIONS ON THE
INTERNET, PARTICULARLY ON
YOUTUBE.

ONE ITEM OF NOTE IS ALL THE
TURNERS, BOTH PROFESSIONAL
AND NOVICE, WHOM WEAR A LOT
OF **BLING** WHILE TURNING.

THAT DECORATIVE JEWELRY CAN
LEAD TO A VERY DEBILITATING
INJURY.


PLEASE TAKE OFF THAT **BLING**
BEFORE IT TAKES AWAY YOUR
TURNING ABILITIES.



Marti Clarkson



Joe Kline



Josev King



Capt. Eddie Castelin



Cap'n Eddie Castelin

Just a cereal bowl as designed by/for my wife. Chilean Mesquite, dyed purple outside, dyed, textured black band, natural grain on inside & bottom. 5.5" x 3.25".
Finished using thinned Spar Varathane Poly.



Dane Chandler